

2.5 kW

3.5 kW


5.0 kW

7.1 kW

OPTIONAL CONTROL



Silence



Compact design



3D




Condensate drain pump



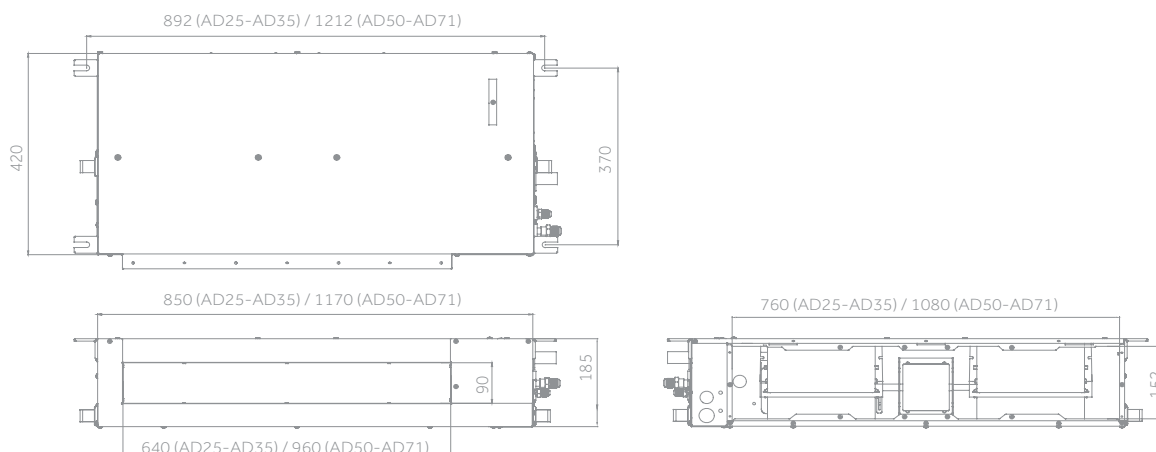
Flexible installation

- Low noise level
- Compact design
- Panel kit (OPTIONAL): air supply and intake grill
- Condensate drain pump
- Flexible installation



INDOOR UNIT		Model	AD25S2SS1FA	AD35S2SS1FA	AD50S2SS1FA	AD71S2SS1FA
Performance data						
Output power - COOLING	nom (min-max)	kW	2.5	3.5	5.0	7.1
Output power - HEATING	nom (min-max)	kW	3.0	4.0	5.5	7.1
Power supply		Ph/V/Hz	1/220-240/50	1/220-240/50	1/220-240/50	1/220-240/50
Treated air volume	Hi/ Mi/ Lo	m ³ /h	530/460/390/330	600/480/420/350	900/750/600	1000/850/750
Static pressure		Pa	0/10/20/40	0/10/20/40	0/10/20/40	0/10/20/40
Indoor Unit						
Sound power - COOLING		dB	50	53	54	57
Sound pressure - COOLING		dB(A)	29/28/25	33/28/25	36/34/32	38/35/33
Dimensions	WxDxH	mm	850x420x185	850x420x185	1170x420x185	1170x420x185
Net weight		Kg	16	16	22	24
Installation data						
Liquid pipe	Ø	mm	6.35	6.35	6.35	9.52
Gas pipe	Ø	mm	9.52	9.52	12.7	15.88
Panel (optional)						
Model			P1B-890IA/D	P1B-890IA/D	P1B-1210IA/D	P1B-1210IA/D
Dimensions	WxDxH	mm	890x190x100 (Supply Grill)	890x190x100 (Supply Grill)	1210x190x100 (Supply Grill)	1210x190x100 (Supply Grill)
			928x220x335 (Intake Grill)	928x220x335 (Intake Grill)	1258x220x335 (Intake Grill)	1258x220x335 (Intake Grill)
Net weight		Kg	4	4	5	5

AD25 - AD35 - AD50 - AD71



Residential Multisplit Inverter DUCTED MEDIUM PRESSURE

Haier



3.5 kW

5.0 kW


7.1 kW

OPTIONAL CONTROL

- Low noise level
- Compact design
- Fresh Air allows changing the ambient air
- Condensate drain pump
- Easy installation



Silence



Compact design



Fresh Air



Condensate drain pump



Flexible installation

INDOOR UNIT	Model		AD35S2SM3FA	AD50S2SM3FA	AD71S2SM3FA
Performance data					
Output power - COOLING	nom (min-max)	kW	3.5	5.0	7.1
Output power - HEATING	nom (min-max)	kW	4.0	6.0	8.0
Power supply		Ph/V/Hz	1/220-240/50	1/220-240/50	1/220-240/50
Treated air volume	Hi / Mi / Lo	m³/h	840/720/600/450	1080/900/780/660	1440/1140/900/800
Static pressure		Pa	25 (default) / 37/50/70/90/100/110/120/130/150	25 (default) / 37/50/70/90/100/110/120/130/150	25/37 (default) / 50/70/90/100/110/120/130/150
Indoor Unit					
Sound power - COOLING		dB	55	57	58
Sound pressure - COOLING		dB(A)	35/32/29/26	37/34/30/29	39/36/33/30
Dimensions	WxDxH	mm	700x700x248	1100x700x248	1100x700x248
Net weight		Kg	26	32	32
Installation data					
Liquid pipe	∅	mm	6.35	6.35	9.52
Gas pipe	∅	mm	9.52	12.7	15.88

AD35 - AD50 - AD71

